

























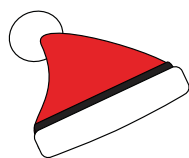



Wytnij i rozwiąż sudoku.



Policz i uzupełnij.



Rozetnij kartę, ułóż puzzle.

